HTS SERIES · EXTRUSION BLOW MOLDING

HTS-5L

Single-station extrusion blow molding for jerry cans and smaller bottles with multi-head options.

Tongda designs and manufactures the main machine components and offers project-specific configurations. Share your bottle or part drawing to discuss the mold, head arrangement and handling requirements.

27 Years of industry experience

100+ Countries and regions served

1,200+ Machines and systems built per year

10,000+ Machines and systems supplied

STATIONS	MAX. VOLUME	CLAMPING FORCE	TOTAL POWER
Single	**5 L**	**110 kN**	**57.8 kW**

SPECIFICATIONS

Stations	**Single**
Max. product volume	**5 L**
Dry cycle	**700 pc/h**
HDPE output	**85 kg/h**
Machine weight	**6,000 kg**
Machine dimensions (L × W × H)	**3.7 × 2.2 × 2.6 m**
Clamping force	**110 kN**
Screw diameter	**70 mm**
Total installed power	**57.8 kW**
Maximum mold size (W × H)	**440 × 420 mm**

IN THIS DATASHEET

1 Overview and key specifications
this page

2 2026 catalogue specification
catalogue pp. 19–20

REQUEST A QUOTATION

Send your product drawing or sample, resin, volume, weight and hourly output target.
tongdamachinery.com/contact
Tel. +86 512 5637 0112

The figures reproduce the published configuration of this model. Installed power is connected equipment power, not measured consumption; output depends on product, resin and cycle. Final configuration is confirmed in the quotation.

Suzhou Tongda Machinery Co., Ltd.
No. 21 Fenghuang Boulevard, Fenghuang Town, Zhangjiagang, Suzhou, Jiangsu, China
www.tongdamachinery.com/product/hts-5l/

19/20

TONGDA MACHINERY

同心合力 一起壮大

GROWING WITH PARTNERS

www.tongdamachine.com

CE

5L 挤出中空吹塑设备

EXTRUSION BLOW MOLDING MACHINE

HT -5L（挤出中空吹塑设备）

FULLY AUTOMATIC
EXTRUSION BLOW MOLDING MACHINE

HTS-5L（挤出中空吹塑设备）

FULLY AUTOMATIC
EXTRUSION BLOW MOLDING MACHINE



HTS-开合模
HTS-Platen



HTS-斜口瓶吹针
HTS-Beveled Blow Pin

HTS-5L & HTSII-5L产品及模板尺寸（mm）

No. of cavity	Center distance	A	B	H	A	B	H	Φ	H	A	H
		230	140	300	230	140	300	140	300	140	300
	160 (180)	140	80	200	150	80	200	140	200	140	200
	110				85	85	220	85	220	85	220
	80 (90)							70	200	70	200

技术参数 TECHNICAL PARAMETER

项目/ITEM	单位/UNITS	机型/MODEL			
机型 Model		HT-5L	HT II -5L	HTS-5L	HTS II -5L
基本参数 Specification					
工位数 Station	/	单Single	双Double	单Single	双Double
制品最大容积 Max. Product Volume	L	5	5	5	5
空循环 Dry Cycle	pc/h	700	700×2	700	700×2
HDPE塑料挤出量 Output of HDPE	kg/h	60	85	85	110
机器重量 Weight of Machine	T	4	5.5	6	8
机器外形尺寸 Size of Machine	m,L×W×H	3.6×2.1×2.6	3.9×2.3×2.7	3.7×2.2×2.6	4.1×2.6×2.9
模头 Die Head					
最大口模直径(单模头) Max. Die Diameter (Single-head)	mm	145	145	145	145
模头加热功率(单模头) Die Head Heating Power (Single-head)	kW	7.6	7.6	7.6	7.6
模头加热段数(单模头) Die Head Heating Zone (Single-head)	/	4	4	4	4
双模头中心距 Central Distance of Double-head	mm	160/180	160/180	160/180	160/180
最大口模直径(双模头) Max. Die Diameter (Double-head)	mm	108	108	108	108
模头加热功率(双模头) Die Head Heating Power (Double-head)	kW	10.7	10.7	10.7	10.7
模头加热段数(双模头) Die Head Heating Zone (Double-head)	/	5	5	5	5
开合模系统 Clamping Unit					
开合模行程 Platen Distance	mm	180-540	180-540	180-540	180-540
移模行程 Mold Moving Stroke	mm	400	400	450	450
锁模力 Clamping Force	kN	70	70	110	110
挤出系统 Extruder Unit					
螺杆直径 Screw Diameter	mm	60	70	70	80
螺杆长径比 Screw Length/Diameter Ratio	/	25:1	25:1	25:1	25:1
螺杆加热功率 Screw Heating Power	kW	11	13.2	13.2	19
螺杆加热区段 No.of Heating Zone (Screw)	/	3	3	3	4
螺杆电机功率 Screw Motor Power	/	15	22	22	30
动力系统 Power Unit					
油泵电机功率 Hydraulic Pump Driving Power	kW	11	11	15	15
装机总功率 Total Power	kW	44.8	53.8	57.8	71.6
备注 Remarks					
气体用量 Air Consumption	m^3/min	0.4	0.6	0.4	0.6
吹气压力 Blow Pressure	MPa	0.6	0.6	0.6	0.6
冷却水压力 Cooling Water Pressure	MPa	0.3	0.3	0.3	0.3
用水量 Water Consumption	L/min	50	70	80	100
模具最大尺寸 Max.Size of Mold	mm,W×H	390×390	390×390	440×420	440×420
制品及模板图 Product & Formwork Drawing					

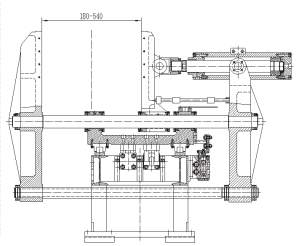

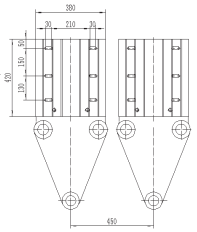

HTS II -5L（挤出中空吹塑设备）

*备注：以上参数仅供参考，可根据客户需求量身定制。
Note: The parameters above are just for reference, which can be designed by your requirements.