HS SERIES · EXTRUSION BLOW MOLDING

HS-5L

Single-station hydraulic servo extrusion blow molding for bottles and jerry cans up to 5 L, with a toggle clamping unit.

HSII-5L shown

The HS series combines continuous extrusion with hydraulic servo control and a toggle clamping unit. Share your product drawing to discuss the mold, head arrangement and handling requirements.

27
Years of industry experience

100+
Countries and regions served

1,200+
Machines and systems built per year

10,000+
Machines and systems supplied

STATIONS	MAX. VOLUME	CLAMPING FORCE	TOTAL POWER
Single	**5 L**	**158 kN**	**63.5 kW**

SPECIFICATIONS

Stations	**Single**
Max. product volume	**5 L**
Dry cycle	**900 pc/h**
HDPE output	**85 kg/h**
Machine weight	**10,000 kg**
Machine dimensions (L × W × H)	**5.2 × 2.5 × 3.2 m**
Clamping force	**158 kN**
Screw diameter	**70 mm**
Total installed power	**63.5 kW**
Maximum mold size (W × H)	**480 × 450 mm**

IN THIS DATASHEET

1 Overview and key specifications
this page

2 2026 catalogue specification
catalogue pp. 21–22

REQUEST A QUOTATION

Send your product drawing or sample, resin, volume, weight and hourly output target.
tongdamachinery.com/contact
Tel. +86 512 5637 0112

The figures reproduce the published configuration of this model. Installed power is connected equipment power, not measured consumption; output depends on product, resin and cycle. Final configuration is confirmed in the quotation.

Suzhou Tongda Machinery Co., Ltd.
No. 21 Fenghuang Boulevard, Fenghuang Town, Zhangjiagang, Suzhou, Jiangsu, China
www.tongdamachinery.com/product/hs-5l-single/

TONGDA MACHINERY

同心合力 一起壮大

GROWING WITH PARTNERS

www.tongdamachine.com

CE

5L 挤出中空吹塑设备

EXTRUSION BLOW MOLDING MACHINE

HSE II -5L（挤出中空吹塑设备）

FULLY ELECTRIC
EXTRUSION BLOW MOLDING MACHINE

HSII-5L产品及模板尺寸（mm）

No. of cavity	Center distance	A	B	H	A	B	H	Φ	H	A	H
		230	140	300	230	140	300	140	300	140	300
	160 (180)	140	80	200	150	80	200	140	200	140	200
	110 (120)				85	85	220	85	220	85	220
	80 (90)							70	200	70	200

HS II -5L（挤出中空吹塑设备）

FULLY AUTOMATIC
EXTRUSION BLOW MOLDING MACHINE



HS-液压阀
HS-Proportional Valve



HS-废料回收系统
HS-Waste Material Recycling System



HS-模内贴标
HS-In Mould Labeling

技术参数 TECHNICAL PARAMETER

项目/ITEM	单位/UNITS	机型/MODEL			
机型 Model		HS-5L	HS II -5L	HSE-5L	HSE II -5L
基本参数 Specification					
工位数 Station	/	单Single	双Double	单Single	双Double
制品最大容积 Max. Product Volume	L	5	5	5	5
空循环 Dry Cycle	pc/h	900	900×2	1300	1600
HDPE塑料挤出量 Output of HDPE	kg/h	85	110	85	130
机器重量 Weight of Machine	T	10	13	10	22
机器外形尺寸 Size of Machine	m,L×W×H	5.2×2.5×3.2	5.2×2.7×3.3	4.6×2.6×3.5	7.1×4×4.5
模头 Die Head					
最大口模直径(单模头) Max. Die Diameter (Single-head)	mm	145	145	145	145
模头加热功率(单模头) Die Head Heating Power (Single-head)	kW	7.6	7.6	9	9
模头加热段数(单模头) Die Head Heating Zone (Single-head)	/	4	4	5	5
双模头中心距 Central Distance of Double-head	mm	160/180	160/180	180/200	180/200
最大口模直径(双模头) Max. Die Diameter (Double-head)	mm	108	108	110	110
模头加热功率(双模头) Die Head Heating Power (Double-head)	kW	12	12	14	14
模头加热段数(双模头) Die Head Heating Zone (Double-head)	/	5	5	11	11
开合模系统 Clamping Unit					
开合模行程 Platen Distance	mm	220-550	220-550	300-660	300-660
移模行程 Mold Moving Stroke	mm	490	490	550	550
锁模力 Clamping Force	kN	158	158	158	158
挤出系统 Extruder Unit					
螺杆直径 Screw Diameter	mm	70	80	70	90
螺杆长径比 Screw Length/Diameter Ratio	/	25:1	25:1	25:1	25:1
螺杆加热功率 Screw Heating Power	kW	13.2	19	13.2	17.4
螺杆加热区段 No.of Heating Zone (Screw)	/	3	4	3	4
螺杆电机功率 Screw Motor Power	/	22	30	22	37
动力系统 Power Unit					
油泵电机功率 Hydraulic Pump Driving Power	kW	17+4	17+4	/	/
装机总功率 Total Power	kW	63.5	80	66.25	106.9
备注 Remarks					
气体用量 Air Consumption	m^3/min	1	1.2	≥1.6	≥3.2
吹气压力 Blow Pressure	MPa	≥0.6	≥0.6	≥0.8	≥0.8
冷却水压力 Cooling Water Pressure	MPa	≥0.4	≥0.4	≥0.4	≥0.4
用水量 Water Consumption	L/min	100	120	200	370
模具最大尺寸 Max.Size of Mold	mm,W×H	480×450	480×450	540×430	540×430
制品及模板图 Product & Formwork Drawing					

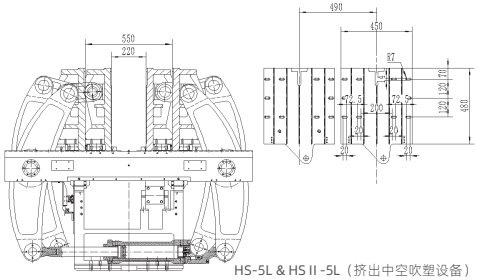

HS-5L & HS II -5L（挤出中空吹塑设备）

*备注：以上参数仅供参考，可根据客户需求量身定制。
Note: The parameters above are just for reference, which can be designed by your requirements.